

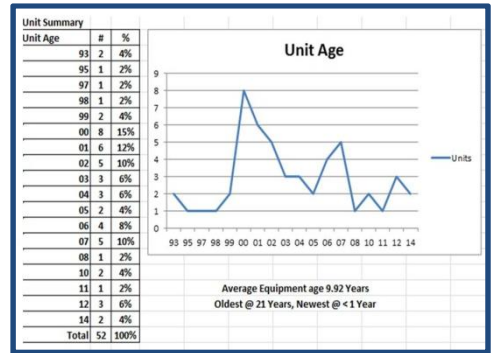
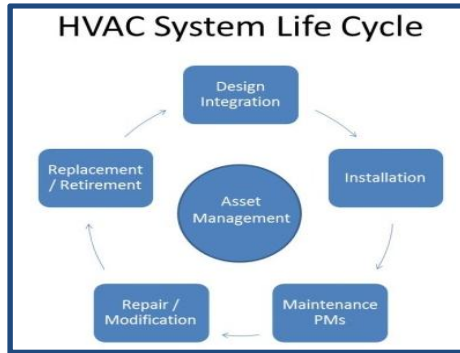
# HVAC Life Cycle Support Fact Sheet



Mechanical Systems Services

## Life Cycle Analysis:

We provide life cycle analysis of your facility's HVAC systems which includes an on-site survey of equipment, meetings, analysis of findings, and recommended solutions for your HVAC equipment including PM cycles, repairs, and replacement budget planning.

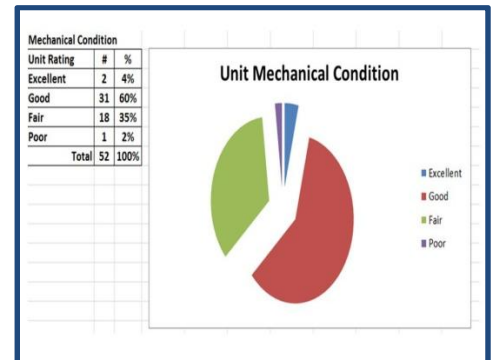
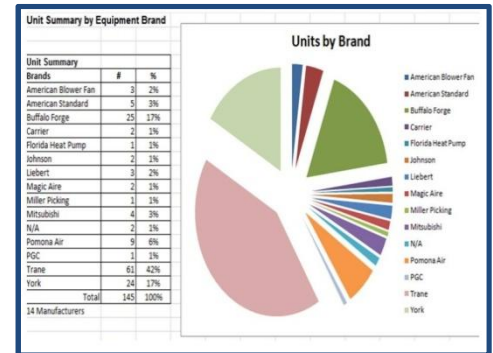


As an independent mechanical contractor we have your interest and are impartial with our recommendations.

Having a life cycle analysis for facility planning would make your budget cycle go smoother. You can keep upper management up to date and informed, making your life easier and looking more professional using outside expertise to support your organization.

## The Program Process Includes:

- Determine Asset Condition
- Prioritize Critical Systems
- Determine Priority On:
  - Age
  - Location
  - Operation
  - Critical Need
- Detail Report Includes:
  - Analysis Criteria
  - Unit Condition
  - Summary
  - Recommendations



### Program Process

- Organize and determine current asset conditions.
- Prioritize critical systems.
- Determine PM / Repair / Replacement schedule rate of Equipment based on:
  - Age
    - Serviceability
    - Parts allocation/availability
  - Location
    - Environmental conditions
    - Exposure
  - Operation
    - Intermittent
    - Continuous
  - Critical Operation
    - Facility Impact
    - Shut down requirements

### Survey Detail Report

#	Manufacturer	Model	Serial #	Location	Mech	Code	Condition	Cleanliness	Comments
3	Scotsman	MOT5N40A-11	14031320010579	New 1	Main5N	Excellent	Excellent	New unit, needs update	
4	Scotsman	MOT5N25A-11	14031320014487	New 2	Main4N	Excellent	Excellent	The new water filter unit	
7	Scotsman	TDE550AS-1A	150032-10P	10857	Main3N	Fair	Fair	Inside needs cleaning, Oil on refrigerant line to	
8	Scotsman	MOT5N25A-1B	121551-06S	10869	Main5W	Fair	Fair	Outside of unit including	
9	Scotsman	TDE650WS-1A	100585-09B	11071	Main5E	Fair	Fair	Back drain line wet (Drill	
10	Scotsman	TDE550WS-1A	285843-09C	11090	Main4E	Fair	Fair	Inside could use cleaning	
11	Scotsman	TDE550WS-1A	176397-07R	11092	Main4E	Fair	Fair	Inside could use cleaning	
12	Scotsman	TDE550WS-1A	284985-09C	11128	Main4C	Fair	Fair	Inside could use cleaning	
13	Scotsman	TDE550WS-1A	176399-07R	11134	Main4W	Fair	Fair	Inside could use cleaning	
14	Scotsman	TDE550WS-1A	295237-10C	11166	Main3E	Fair	Fair	Water in the inside bott	
15	Scotsman	TDE550AS-1A	111813-09C	11560	Main1	Fair	Fair	Inside bottom dirty	
16	Scotsman	MOT5N25A-1A	808926-11D	11593	Main1	Fair	Fair	Ice Bin Insulation dirty, f	
17	Scotsman	N0550AS-1B	11620	CB1	Fair	Fair	Fair	Contactor Burned, Inside	
18	Follett	SYMPHONY	C21563-16807	11762	Main1	Fair	Fair	Evaporator insulation dir	
19	Follett	SYMPHONY	C21560-16807	11765	Main1	Fair	Fair	Evaporator insulation dir	
20	Follett	SYMPHONY	C21562-16807	11768	Main1	Fair	Fair	Evaporator insulation dir	
21	Hoshizaki	F-4508AE	E10299H	11115	Main3CN	Fair	Good	Bottom of unit is dry	
22	Scotsman	TDE550WS-1A	411287-12R	11056	Main5E	Fair	Poor	Outside and inside need	
23	Scotsman	TDE550WS	99483_08N	11181	Main3W	Fair	Poor	Inside and bottom dirty	
24	Scotsman	N0550AS-1B	636210-11L	11292	Main3N	Fair	Poor	Dirty inside, outside tray	
25	Manitowoc	SD1803W	110340134	10850	DB1	Good	Fair	Top of unit greasy, Evap	
26	Scotsman	TDE650AS-1A	137223-10P	10871	Main5C	Good	Fair	Inside compressor need	

ThermaServe Mechanical Systems Services  
 6676 Columbia Park Dr. South \* Jacksonville, FL 32258 \* [www.thermaserve.com](http://www.thermaserve.com)  
 T (904) 260-8002 \* F (904) 260-8004 \* [sales@thermaserve.com](mailto:sales@thermaserve.com)  
 FL#CMC057091 \* GA#CN209367

